



Contact

Norddeutsche Reederei
 Schuldt GmbH & Co. KG
 Marsdenbrücke 4
 20355 Hamburg, Germany
 Tel: +49(0)40/3 09 05-0
 +49(0)40/3 09 05-100
 Email: management@norddeutsche-reederei.de

[Kapital Norddeutsche Vermögen](#)

Northern Magnum

Shipyard type
Daewoo 6700
 Built
2003
 Width Length
40,00 m 300,03 m
 Charter name
Los Angeles Express



History of charter name

Fund ship

Schiffsbeteiligung 88, Norddeutsche Vermögensanlage

Capacity	TEU	TEU à 14 tons homogenous
85.000 t	6.750	4.800
Speed	Refrigerated containers	Gross tonnage
25,5 kn	500	75.590
Output	Cranes	Flag
57.100 kw	No	Deutschland

Download

- [Daewoo 6700 Capacity-Plan \(PDF\)](#)
- [Daewoo 6700 General-Plan \(PDF\)](#)

[Back to overview](#)

Ship's search

Please choose...

Full-text search

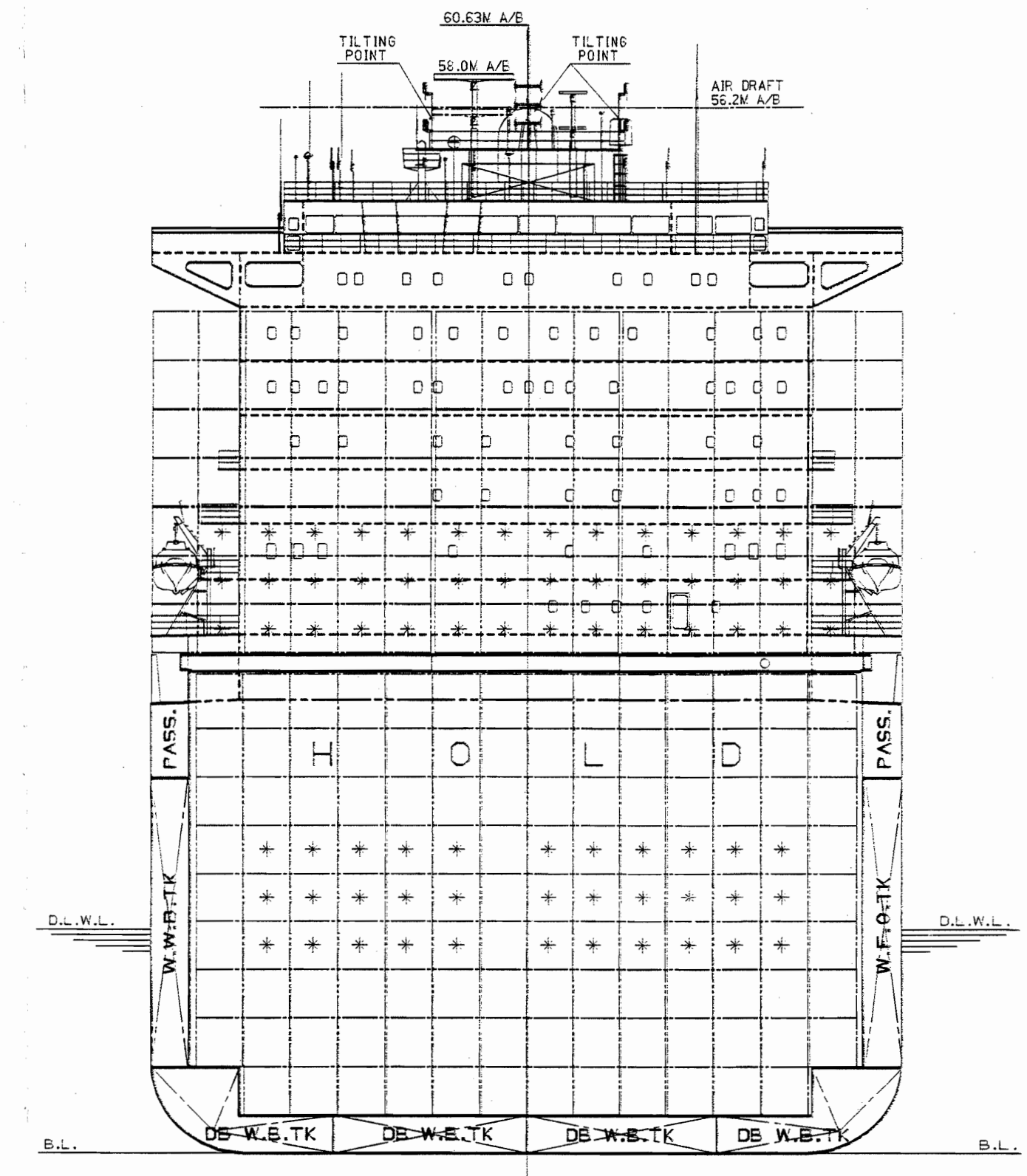
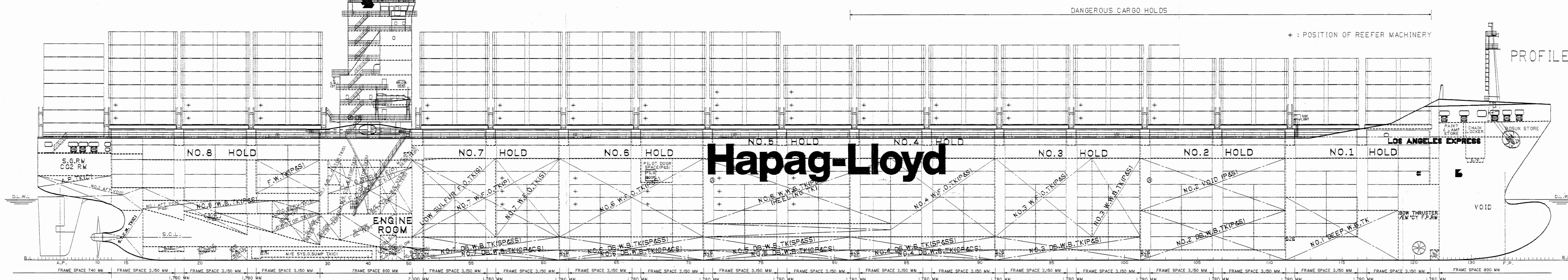
Services

- [Fast motion movies](#)
- [Help](#)
- [Contact](#)
- [How to find us](#)

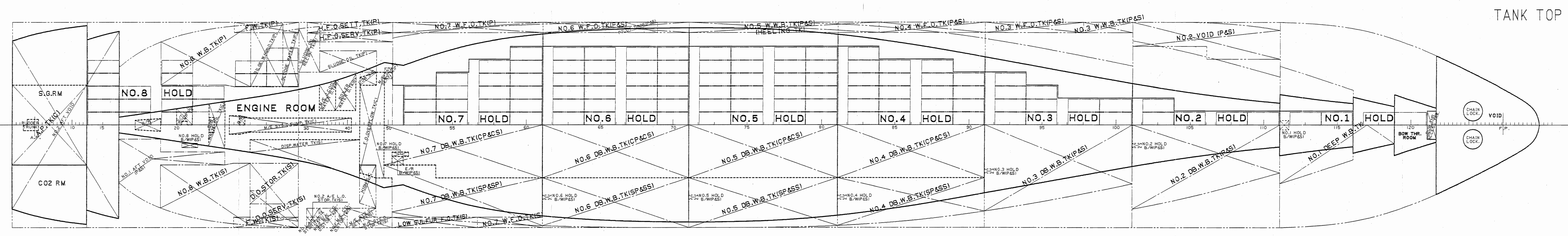
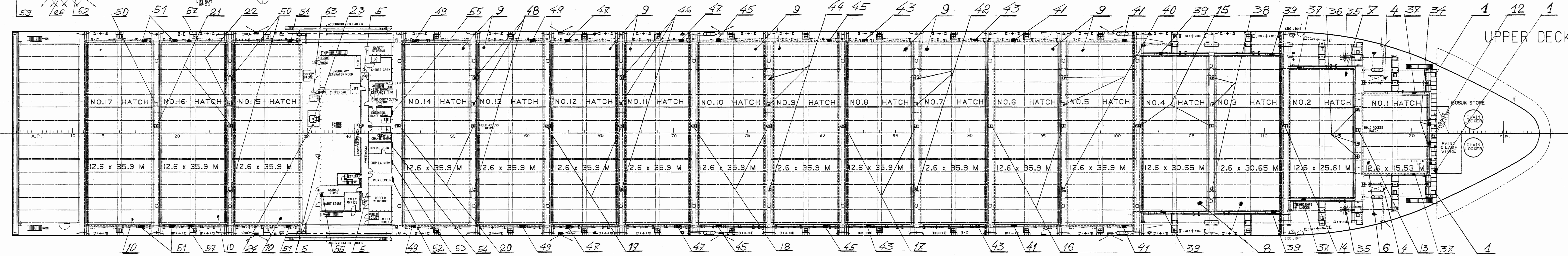
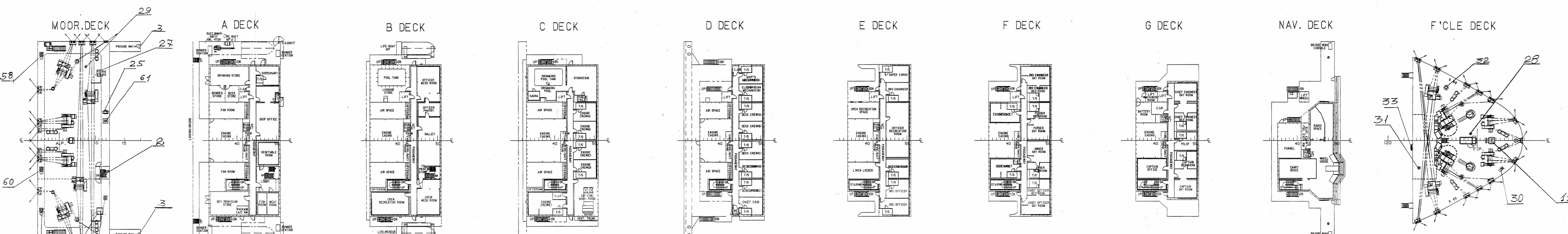
GENERAL ARRANGEMENT

	NO.17 HATCH		NO.16 HATCH		NO.15 HATCH	
	67	66	63	61	58	57
	70	66	62	58	56	
	40'	20'/40'/46'	20'/40'/46'	20'/40'/46'	20'/40'/46'	
		20'/40'	20'/40'	20'/40'	20'/40'	

NO.14 HATCH		NO.13 HATCH		NO.12 HATCH		NO.11 HATCH		NO.10 HATCH		NO.9 HATCH		NO.8 HATCH		NO.7 HATCH		NO.6 HATCH		NO.5 HATCH		NO.4 HATCH		NO.3 HATCH		NO.2 HATCH		NO.1 HATCH		HATCH NO.	
58	53	51	49	47	45	43	41	39	37	35	33	31	29	27	25	23	21	19	17	15	13	11	9	7	5	3	1	20 FT	BAY NO.
54	50	46	42	38	34	30	26	22	18	14	10	6	2																40 FT
20'/40'/46'	20'/40'/46'	20'/40'/46'	20'/40'/46'	20'/40'/46'	20'/40'/46'	20'/40'/46'	20'/40'/46'	20'/40'/46'	20'/40'/46'	20'/40'/46'	20'/40'/46'	20'/40'/46'	20'/40'/46'	20'/40'/46'	20'/40'/46'	20'/40'/46'	20'/40'/46'	20'/40'/46'	20'/40'/46'	20'/40'/46'	20'/40'/46'	20'/40'/46'	20'/40'/46'	20'/40'/46'	20'/40'/46'	20'/40'/46'	20'/40'/46'	20'/40'	ON DECK
20'/40'	20'/40'	20'/40'	20'/40'	20'/40'	20'/40'	20'/40'	20'/40'	20'/40'	20'/40'	20'/40'	20'/40'	20'/40'	20'/40'	20'/40'	20'/40'	20'/40'	20'/40'	20'/40'	20'/40'	20'/40'	20'/40'	20'/40'	20'/40'	20'/40'	20'/40'	20'/40'	20'/40'	20'/40'	IN HOLD



MIDSHIP SECTION



PRINCIPAL PARTICULARS

Length Over All	800.00 M
Length Between Perps	286.56 M
Breadth (m/d)	40.00 M
Depth (m/d)	24.20 M
Draft Design (m/d)	12.00 M
Draft Scant. (m/d)	14.50 M

SERVICE SPEED : 25.6 Knots at design draft
 MAIN ENGINE TYPE : B4W 10K98MC-C
 MCR : 77,600 PS x 104.0 RPM
 NCR : 69,840 PS x 100.4 RPM
 COMPLEMENT : 29 + 8(Suez Crew) Persons

CLASSIFICATIONS
 Germanischer Lloyd (GL)
 *10045E, *Container Ship*, SOLAS II-2, Reg.19, IW
 *MC E, AUT
 ATTACHMENT TO FREEBOARD REPORT F430
 SHIP NAME : LOS ANGELES EXPRESS
 GL REG. NO : 130088
 HULL NO : 4092

THIS DRAWING OR DOCUMENT IS THE PROPERTY OF DAEWOO SHIPBUILDING & MARINE ENGINEERING CO., LTD. AND MUST NOT BE PARTIALLY OR WHOLLY COPIED OR USED FOR ANY OTHER PURPOSE WITHOUT PRIOR WRITTEN PERMISSION OF DAEWOO.

PROJECT NO.	4092	PROJECT	NVA 6,750TEU CONTAINER SHIP
APPROVED BY	W. H. SHIN	TITLE	GENERAL ARRANGEMENT
CHECKED BY	J. E. LEE		
DRAWN BY	E. J. KIM		
DEPT.	DESIGN TEAM	DATE	1/2000
SCALE	1/300	DWG. NO.	D1012029
REV. NO.	0	DATE	1/2000

DAEWOO SHIPBUILDING & MARINE ENGINEERING CO., LTD.

CAPACITY PLAN

NO.14 HATCH	NO.13 HATCH	NO.12 HATCH	NO.11 HATCH	NO.10 HATCH	NO.9 HATCH	NO.8 HATCH	NO.7 HATCH	NO.6 HATCH	NO.5 HATCH	NO.4 HATCH	NO.3 HATCH	NO.2 HATCH	NO.1 HATCH	HATCH NO.
55	53	51	49	47	45	43	41	39	37	35	33	31	29	27
27	25	23	21	19	17	15	13	11	9	7	5	3	1	20 FT
20'40"/45'	20'40"/45'	20'40"/45'	20'40"/45'	20'40"/45'	20'40"/45'	20'40"/45'	20'40"/45'	20'40"/45'	20'40"/45'	20'40"/45'	20'40"/45'	20'40"/45'	20'40"/45'	40 FT
20'40'	20'40'	20'40'	20'40'	20'40'	20'40'	20'40'	20'40'	20'40'	20'40'	20'40'	20'40'	20'40'	20'40'	ON DECK
														IN HOLD

